

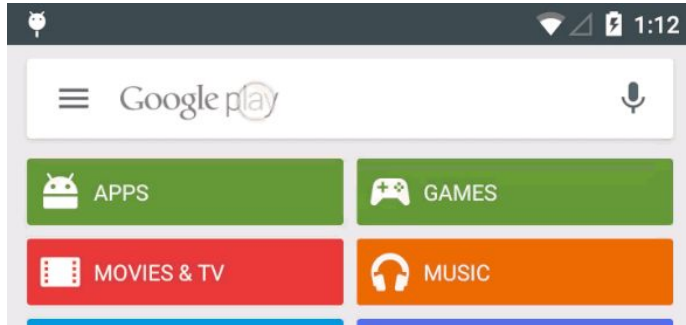
The background is split diagonally from the top-left to the bottom-right. The upper-left portion is white, and the lower-right portion is black with a repeating pattern of dark gray circles.


# Infinite Campus

For parents and students

# Download our Mobile App

## STEP 1





## STEP 2 (for app only)

District name: *School District U-46*

State: Illinois



Choose - School District U-46

Log in

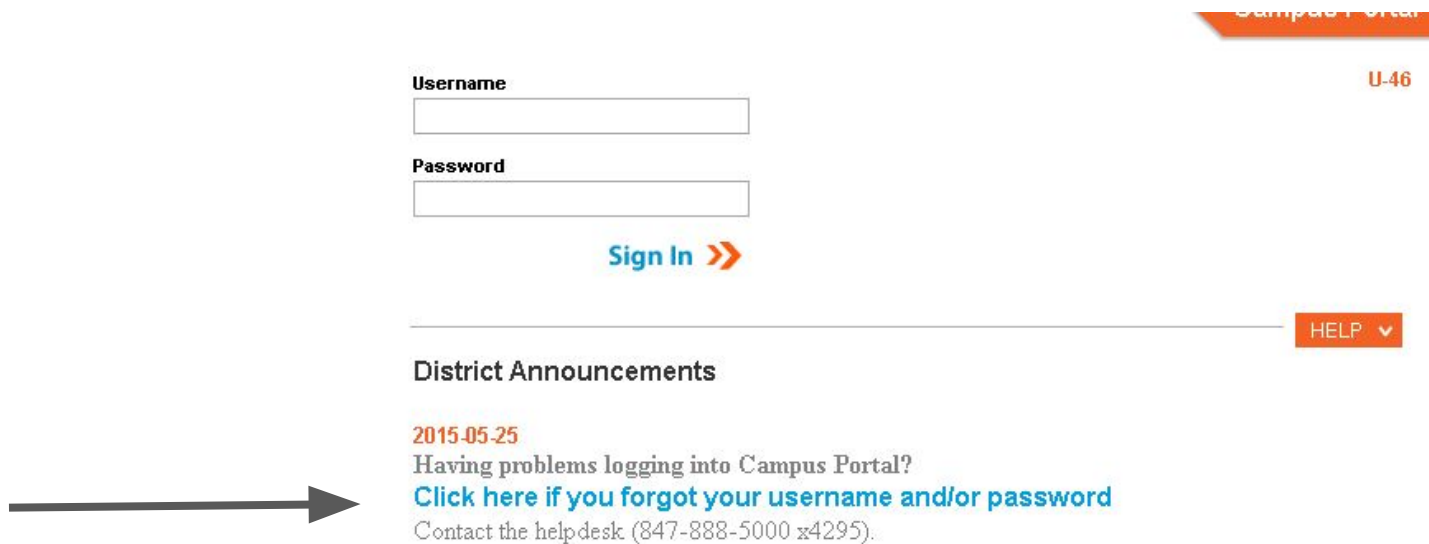
OR..... Go to the website

1. Go to [www.u-46.org](http://www.u-46.org) and click on **Infinite Campus Parent Portal**



# STEP 2 (for website)

1. In the window that opens go and click on **“forgot your username and/or password”**



The screenshot shows the Campus Portal login interface. At the top right, there is a red banner with the text "Campus Portal" and a user ID "U-46". Below this, there are two input fields: "Username" and "Password". A "Sign In" button with a double arrow icon is positioned below the password field. A horizontal line separates the login section from the "District Announcements" section. In the announcements section, a date "2015-05-25" is followed by the text "Having problems logging into Campus Portal?". A blue link "Click here if you forgot your username and/or password" is highlighted with a large black arrow pointing to it from the left. Below the link, it says "Contact the helpdesk (847-888-5000 x4295)". A red "HELP" button with a dropdown arrow is located in the top right corner of the announcements section.

Username

Password

Sign In >>

HELP

District Announcements

2015-05-25

Having problems logging into Campus Portal?

[Click here if you forgot your username and/or password](#)

Contact the helpdesk (847-888-5000 x4295).

# STEP 3 (if password is forgotten)

1. A Campus portal password reset window will open up -like the one below
1. Type in your SHS e-mail address and enter the text from the image for security purposes and click “submit”. The format of the e-mail is: initial of the first name with a capital letter, last name(starting with a capital letter), last five digits of the SHS ID# @ student.u-46.org

## Example:

Eric Smith with ID# 200012345 will have an e-mail address:


[ESmith12345@student.u-46.org](mailto:ESmith12345@student.u-46.org)

## Campus Portal Password Reset

Enter the parent/guardian e-mail address associated with your Campus Portal account into the below. A password reset link will be sent to your e-mail account.

If you do not have an e-mail account associated with your portal user account you will need to the U-46 helpdesk Monday-Friday 7:30am - 4:30pm at 847-888-5000 x4295 for assistance.

E-mail Address:




Enter the text from the image above:


 Submit

# STEP 4 (for forgotten password)


1. Notification like the one below will be seen:

Campus Portal Reset


## Reset E-mail Sent!



An e-mail has been sent to with instructions and a link to reset your password.



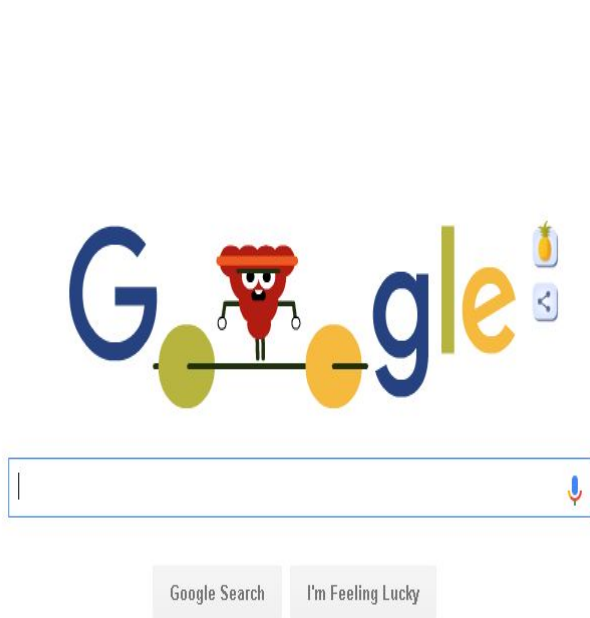
The link is only active for the next 3 hours. After that time you will need to complete the form to receive a new link.



Contact the U-46 help desk Mon-Fri 7:30am-4:30pm at 847-888-5000 x4295 if you have any additional questions.

# STEP 5

Go to [www.google.com](http://www.google.com) and sign in to your e-mail.

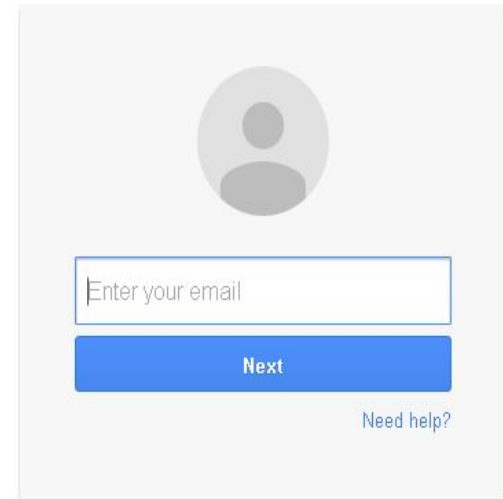


Gmail Images  Sign in



One account. All of Google.

Sign in with your Google Account

A sign-in form with a grey background. At the top is a circular placeholder for a profile picture. Below it is a text input field with the placeholder text "Enter your email". Under the input field is a blue button with the text "Next". At the bottom right of the form is a link that says "Need help?".

[Create account](#)



# TIPS for signing in!

Remember!- In order to sign in enter your e-mail address(remember to follow the format given above). Password is your birthday in the format: two digits for the month, two digits for the day and four digits for the year.

**Example:** If Eric Smith was born on August 15<sup>th</sup>, 2002, he will enter as a password for google mail:

08152002

## STEP 6

When you open the most recent e-mail you will see a link. Click on it:

Visit the following link to reset your password:

<https://district.u-46.org/campus/reset.cfm?code=316C2E810622BB6C4FA8C588BF0A596D&email=u-46.org&regid=27833>

The link is only active until 08/15/2016 8:12 PM.

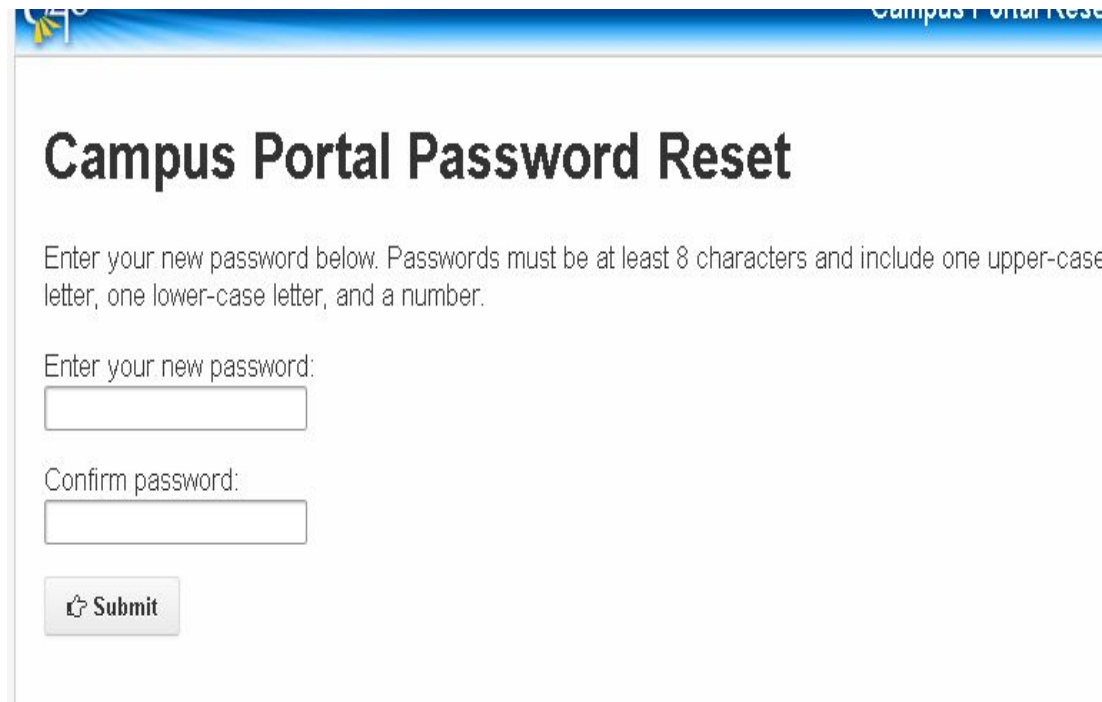
# STEP 7

You will be directed to a window that looks like this:

**Important:** The password must be 8 characters long, include one uppercase letter, one lower case letter, and a number. Click on submit.

**Example:** BestStudent1

**Note:** If you are still not able to log in to infinite campus, please contact the HELP DESK at (847)-888-5000 ext. 4295 for additional help

A screenshot of a web browser window titled "Campus Portal Password Reset". The window has a blue header bar with a small logo on the left and the text "Campus Portal Reset" on the right. The main content area is white and contains the title "Campus Portal Password Reset" in a large, bold, black font. Below the title, there is a paragraph of text: "Enter your new password below. Passwords must be at least 8 characters and include one upper-case letter, one lower-case letter, and a number." This is followed by two input fields. The first is labeled "Enter your new password:" and the second is labeled "Confirm password:". Both fields are empty text boxes. At the bottom of the form, there is a button labeled "Submit" with a small icon of a document and a checkmark.